Prevalence of HIV Testing and HIV Positivity in the Hispanic Community Health Study/Study of Latinos

Mario Jesus Trejo[1], Jonathan Ross [2], Robert Kaplan[1,2] Tonia C Poteat[3], Linda C Gallo[4], Krista M Perreira[5], Bonnie E Shook-Sa[5], Gregory A Talavera[4], David B Hanna[2]

[1]Fred Hutchinson Cancer Center, Seattle, WA, USA, [2]Albert Einstein College of Medicine, Montefiore Medical Center, Bronx, NY, USA, [3]Wake Forest University, Winston-Salem, North Carolina, USA

[4]San Diego State University, San Diego, CA, USA, [5]University of North Carolina at Chapel Hill, Chapel Hill, North Carolina, USA

1017

BACKGROUND

- Annual HIV incidence has been increasing in some Hispanic/Latino groups
  - Incidence in 18-39 year age group is nearly 4X that of non-Hispanic Whites
- Hispanic/Latino populations are disproportionately impacted by HIV
- Over 50% of Hispanic/Latinos in the U.S. have never been tested for HIV
- Understanding how HIV testing and positivity are impacted by cultural background, country of birth, and immigration status is critical to improving testing uptake

METHODS

- Hispanic Community Health Study/Study of Latinos (HCHS/SOL) Participants:
  - Prospective, population-based cohort that enrolled 16,415 Hispanic/Latino 18-74 year-old participants from four metropolitan areas (2008-2011)
- Inclusion Criteria:
  - Attended Visit 2 (2014-2017) and Visit 3 (2020-2024)
  - Visit 3 data available for the following questions:
    - Ever had an HIV test
    - Had an HIV test in the past 12 months
    - Ever had a positive HIV test
- Chi-square tests and ANOVA assessed characteristics by immigration status group
- Unweighted interim analysis

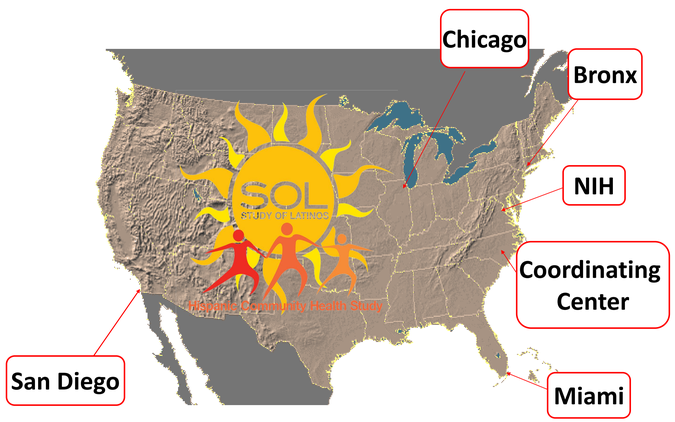

Figure 1: Hispanic Community Health Study/Study of Latinos (HCHS/SOL) center locations.

In a large, representative study of Hispanic/Latinos adults at 4 U.S. centers, we observed significant disparities in HIV testing and test positivity by nativity, language preference, and level of acculturation

RESULTS

- 6,711 participants included (interim dataset)
- Mean age of 60 years (SD 12.1)
- 3501 (47%) ever tested for HIV
- 217 (6%) tested in past year for HIV
- 69 (1%) ever tested positive for HIV

Table 1: Percentage of HCHS/SOL participants who ever tested for HIV, tested in prior 12 months, or ever had a positive HIV test.

Factor – row percentages	Ever Tested for HIV (%, 95% CI)	Tested for HIV in the past year (%, 95% CI)	Ever tested positive for HIV (%, 95% CI)
Sex assigned at birth			
Male	42.6 (40.7-44.5)	2.8 (2.2-3.4)	1.4 (1.0-1.9)
Female	49.3 (47.9-50.7)	3.0 (2.5-3.5)	0.7 (0.4-0.9)
Sexual orientation			
Straight/heterosexual	46.3 (45.1-47.5)	2.7 (2.3-3.1)	0.7 (0.5-0.9)
Lesbian	63.3 (46.1-80.6)	-	-
Gay	91.7 (83.9-99.5)	4.2 (0.0-9.8)	18.8 (7.7-29.8)
Bisexual	89.8 (81.3-98.3)	4.1 (0.0-9.6)	10.2 (1.7-18.7)
Other	78.6 (57.1-100)	-	7.1 (0.1-20.6)
Don't know/not sure	43.3 (33.4-53.2)	-	2.1 (0.0-5.9)
Primary Language			
Spanish	43.7 (42.4-45.0)	2.0 (1.7-2.4)	0.6 (0.4-0.8)
English	60.6 (57.8-63.4)	6.9 (5.5-8.4)	2.1 (1.3-2.9)
Both Equally	50.3 (46.8-53.7)	2.7 (1.6-3.8)	1.7 (0.8-2.6)
SASH[1] Language			
Tertile 1	40.4 (38.3-42.4)	3.2 (2.3-4.1)	1.1 (0.4-1.8)
Tertile 2	45.0 (43.1-46.8)	3.4 (2.5-4.2)	1.0 (0.5-1.6)
Tertile 3	55.8 (53.8-57.8)	8.4 (6.9-9.8)	3.3 (2.3-4.2)
SASH[1] Social relations			
Tertile 1	42.2 (40.1-44.2)	3.5 (2.5-4.4)	1.4 (0.6-2.1)
Tertile 2	47.5 (45.4-49.6)	4.1 (3.1-5.2)	1.7 (0.9-2.4)
Tertile 3	51.7 (49.8-53.6)	6.6 (5.4-7.9)	2.7 (1.9-3.6)

[1]Short Acculturation Scale for Hispanics (SASH) score

Figure 2: Percentage of HCHS/SOL participants who ever tested for HIV, by Hispanic/Latino background and Field Center (N=6,711).

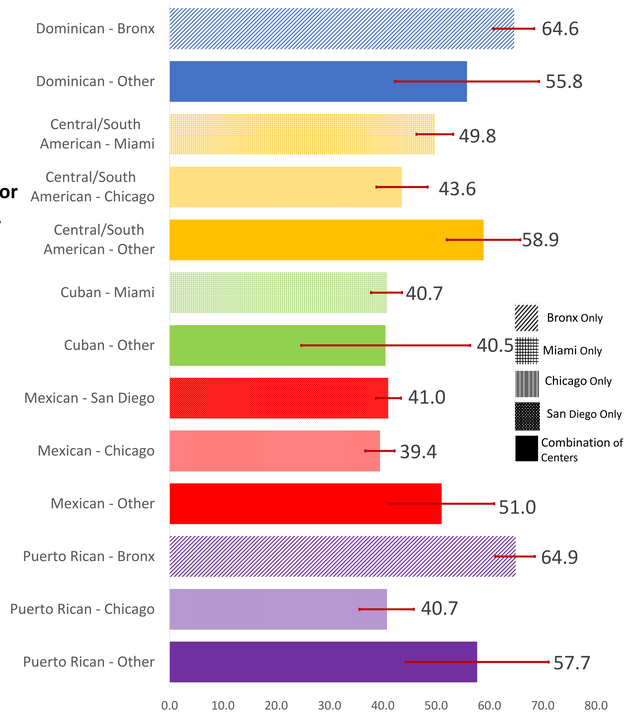

Figure 3: HIV testing and test positivity among 6,711 HCHS/SOL participants, by immigration status.

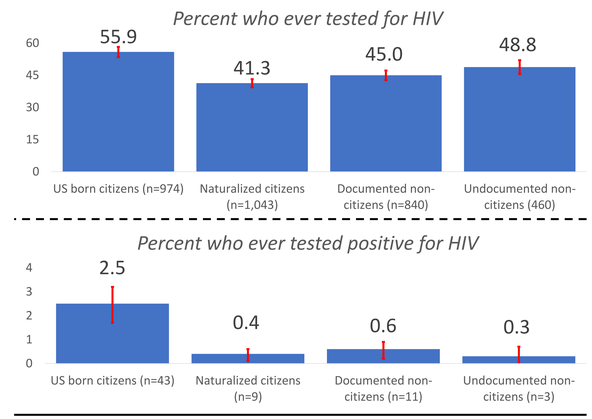

Figure 4: HIV test positivity among 6,711 HCHS/SOL participants, by Short Acculturation Scale for Hispanics language and social acculturation tertile.

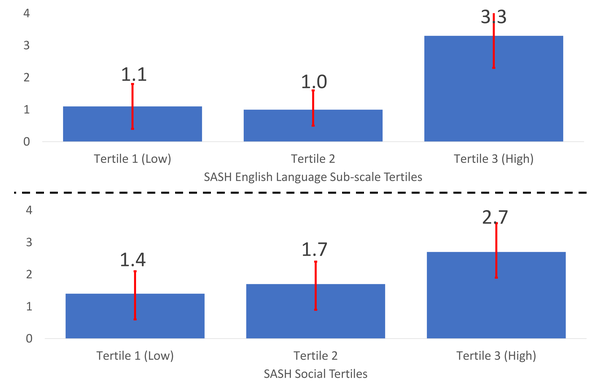

CONCLUSIONS

- We observed higher HIV testing uptake and HIV positivity among U.S. born persons, those who had an English language preference, and higher social acculturation.
- Association between acculturation and HIV testing suggests need for culturally tailored messaging/outreach

LIMITATIONS

- Self-reported outcomes of HIV testing and test positivity
- Limited sample size (interim dataset)
- Current interim analysis is unweighted

ACKNOWLEDGEMENTS

- This study was supported by funding for the Cardiovascular Health of Sexual and Gender Minorities in the Hispanic Community Health Study/Study of Latinos (R01HL149778, MPIs Poteat/Perreira).

Contact: *Mario Jesus Trejo*
mtrejo@fredhutch.org