Concurrent STI testing among patients tested for mpox at Duke University Health

1035

Department of Medicine
Duke University School of Medicine

Emily Niehaus, Ahmad Mourad, E. Wilbur Woodhouse, Hayley Cunningham, Naseem Alavian, Sofia Zavala, Patricia Kohler, Steven Pappas, Michael Yarrington, Nwora Lance Okeke, Cameron R. Wolfe, Gary Cox, Kristen Dicks, Jason E. Stout

Department of Medicine, Division of Infectious Diseases & International Health, Duke University Medical Center, Durham, NC

DUKE CFAR
Duke Center for AIDS Research

Background

- The epidemiology of the 2022 mpox outbreak followed a pattern of sexual transmission
- WHO/CDC recommends patients being seen for suspected mpox should be screened for other STIs including HIV
- We aimed to evaluate the proportion of concurrent STI & mpox testing within our health system in the Southeastern US.

Methods

- The Duke electronic medical record interface was used to identify patients tested for mpox in the Duke Health System between 07/01/2022-11/30/2022
- Assessed STI testing results performed during the same encounter
- Chi-square test was used to examine the hypothesis that concurrent STI testing would differ by where patients presented for care.

Despite high rates of concurrent STIs, comprehensive STI testing was not performed among patients tested for mpox

Conclusions & Future Directions

- Most patients tested for mpox in our health system were not comprehensively tested for other STIs
- Concurrent STIs were common when testing was performed, particularly among those who were found to be positive for mpox
- Concerted efforts to improve STI screening in front-line healthcare settings are needed
- Electronic health record order sets may be a promising strategy to improve comprehensive testing, particularly during outbreaks

Funding

This project was funded by the Center for AIDS Research (CFAR), Grant# 5P30 AI064518

Results

STI co-testing during mpox testing encounter

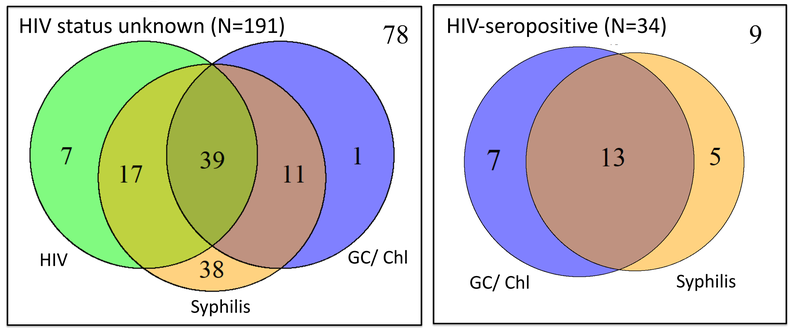

Percentage of encounters with concurrent STI testing by location

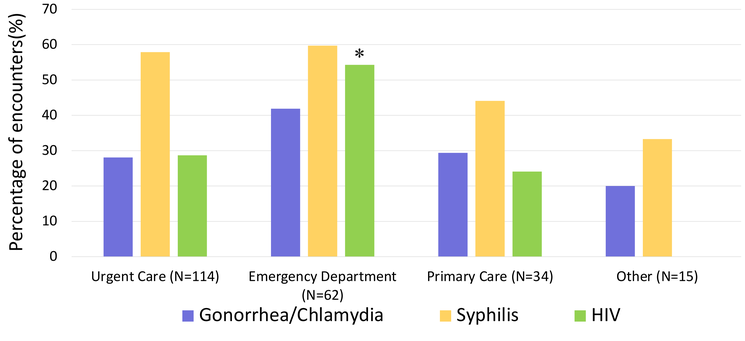

Patient Characteristics, n (%)	Mpox test result: Negative (n=173)	Positive (n=52)	p
Male	110 (63.6)	49 (94.2)	<0.001
Age, mean (SD)	38.1 (17.6)	35.6 (9.6)	0.323
Ethnicity			0.486
Non-Hispanic	137 (79.2)	45 (86.5)	
Hispanic	24 (13.9)	5 (9.6)	
Unknown	12 (6.9)	2 (3.8)	
Race			<0.001
Black or African American	58 (33.5)	37 (71.2)	
Caucasian/White	81 (46.8)	8 (15.4)	
Other	17 (9.8)	5 (9.6)	
Asian	8 (4.6)	1 (1.9)	
Not Reported/Declined	9 (5.2)	5 (9.6)	
HIV positive	15 (8.7)	19 (36.5)	<0.001
Concurrent STI testing done			
Gonorrhea	48 (27.7)	23 (44.2)	0.038
Chlamydia	48 (27.7)	23 (44.2)	0.038
Syphilis	91 (52.6)	32 (61.5)	0.329
HSV	98 (56.6)	33 (63.5)	0.476
HIV	52 (32.9)	11 (33.3)	1.000
Testing location			0.059
Urgent care	91 (52.6)	23 (44.2)	
Emergency department	43 (24.9)	19 (36.5)	
Primary care	30 (17.3)	4 (7.7)	
Infectious diseases clinic	5 (2.9)	5 (9.6)	
Other	4 (2.3)	1 (1.9)	
Insurance type			0.035
Private	101 (58.4)	31 (59.6)	
Self-pay	27 (15.6)	16 (30.8)	
Medicaid	35 (20.2)	5 (9.6)	
Medicare	8 (4.6)	0 (0.0)	
VA	2 (1.2)	0 (0.0)	

STI testing results among mpox positive

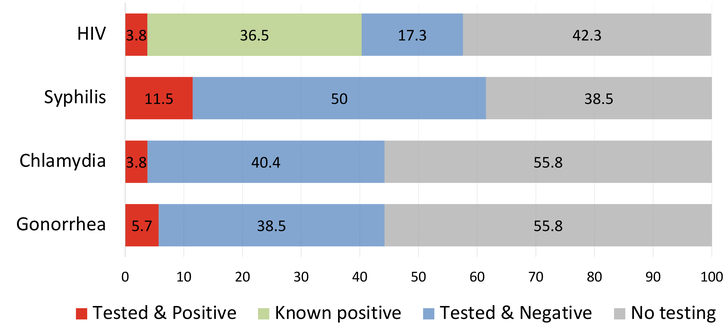

STI testing results among mpox negative

