

Patterns of Adherence in Bicitegravir and Dolutegravir-Based Regimens



¹Paul E. Sax, ²Joseph J. Eron, ³Andrew Frick, ³Scott Milligan, ⁴Moti Ramgopal, ⁵Steven Santiago, ⁶Richard A. Elion
¹Brigham and Women's Hospital and Harvard Medical School, Boston, MA, USA; ²University of North Carolina at Chapel Hill, Chapel Hill, NC, USA; ³Trio Health Analytics, La Jolla, CA, USA; ⁴Midway Immunology and Research Center, Fort Pierce, FL, USA; ⁵Care Resource, Miami, FL, USA; ⁶George Washington University School of Medicine, Washington, DC, USA

00495

1. BACKGROUND

- Regimen complexity can adversely affect adherence, leading to virologic failure.
- It is unknown whether this occurs with regimens that contain the second-generation integrase inhibitors (INSTIs), bicitegravir (BIC), and dolutegravir (DTG), both of which are recommended in the current U.S. Department of Health and Human Services (DHHS) Guidelines for initial therapy.
- This study evaluated adherence and rates of viral suppression in patients receiving single-tablet BIC and DTG-containing regimens as well as multi-tablet DTG-containing regimens.

2. METHODS

- Electronic medical records, prescription and dispensing data for 2,217 patients initiating or switching to BIC/FTC/TAF, DTG/ABC/3TC, DTG+TDF/FTC or DTG+TAF/FTC between August 2013 - August 2019 were collected from 5 practices with patients residing in 17 US states. Patients on prior DTG or BIC regimens were excluded from DTG or BIC groups, respectively.
- Adherence was defined as proportion of days covered (PDC) through the first 6 months of regimen treatment. Two thresholds of adherence were considered: $\geq 95\%$ and $\geq 80\%$.
- To determine association of regimen with adherence, we (1) used multiple imputation with predictive posterior matching for baseline labs, (2) employed propensity score matching (PSM) using baseline labs and demographics, (3) used mixed effects logistic regression, using BIC/FTC/TAF vs DTG-regimens with random intercept for practice, (4) and adjusted models using demographics and relevant baseline clinical data.
- Additionally, we assessed viral suppression (< 200 copies/mL) in a subset of 655 patients at 6 months (-1 week/+2 months) after starting BIC or DTG with Fisher exact test.

3. RESULTS

- Of 2,217 patients who qualified for the study, 1060 (48%) were dispensed BIC/FTC/TAF.
- Compared to DTG-treated patients, BIC/FTC/TAF treated patients were more likely to be male, white, older, with higher proportion of virally suppressed, higher baseline CD4 count, BMI, LDL cholesterol, total cholesterol, triglycerides, and lower baseline AST [Table 1].
- In observed (unadjusted) data, adherence through 6 months was significantly higher for BIC/FTC/TAF compared to both DTG/ABC/3TC [$p < 0.01$] or DTG+TDF/FTC and DTG+TAF/FTC regimens [$p < 0.01$] at 80% and 95% adherence thresholds and for DTG/ABC/3TC in comparison to DTG+TDF/FTC or DTG+TAF/FTC at the 80% adherence level [$p = 0.02$] [Figure 1].

TABLE 1 PATIENT CHARACTERISTICS

Variables with statistically significant differences ($p < 0.05$) are shown in bold font	BIC N=1060 (STR=1060)	DTG N=1157 (STR=542, MTR=615)
Age; median (IQR)	49 (37,56)	47 (36,54)
Male; n/N (%)	755/895 (84.4)	829/1063 (78.0)
White race; n/N (%)	537/892 (60.2)	496/1039 (47.7)
Black; n/N (%)	264/892 (29.6)	456/1039 (43.9)
Hispanic; n/N (%)	57/892 (6.4)	41/1039 (3.9)
Other race; n/N (%)	34/892 (3.8)	46/1039 (4.4)
Naive; n/N (%)	61/1060 (5.8)	105/1157 (9.1)
Prior Treatment Known; n/N (%)	607/1060 (57.3)	402/1157 (34.7)
Prior Treatment Unknown; n/N (%)	392/1060 (37.0)	650/1157 (56.2)
Suppressed at baseline (< 200 copies/ml or undetectable); n/N (%)	799/1004 (79.6)	767/1085 (70.7)
CD4 < 200 cells/ml; n/N (%)	77/1054 (7.3)	112/1073 (10.4)
AST ≥ 30 ; n/N (%)	216/1060 (20.4)	339/1157 (29.3)
ALT ≥ 30 ; n/N (%)	347/1060 (32.7)	390/1157 (33.7)
Low HDL cholesterol (< 50 mg/dL for females or < 40 mg/dL for males); n/N (%)	274/840 (32.6)	369/968 (38.1)
LDL Cholesterol ≥ 100 ; n/N (%)	541/995 (54.4)	421/1058 (39.8)
Total Cholesterol ≥ 200 ; n/N (%)	297/1003 (29.6)	214/1062 (20.2)
Triglycerides ≥ 150 ; n/N (%)	385/999 (38.5)	353/1061 (33.3)
eGFR < 60 mL/min/1.73m ² ; n/N (%)	72/1060 (6.8)	100/1157 (8.6)
eGFR 60-90 mL/min/1.73m ²	421/1060 (39.7)	429/1157 (37.1)
eGFR ≥ 90 mL/min/1.73m ²	567/1060 (53.5)	628/1157 (54.3)
Body Mass Index (BMI) Underweight; n/N (%)	7/637 (1.1)	21/633 (3.3)
BMI Normal	205/637 (32.2)	235/633 (37.1)
BMI Overweight	250/637 (39.2)	206/633 (32.5)
BMI Obese	175/637 (27.5)	171/633 (27.0)

This study was supported by Gilead Sciences, Inc.

FIGURE 1

ADHERENCE THROUGH 6 MONTHS VIA DISPENSING DATA: OBSERVED FREQUENCIES BY REGIMEN AND ADHERENCE LEVEL WITH 95% CONFIDENCE INTERVAL

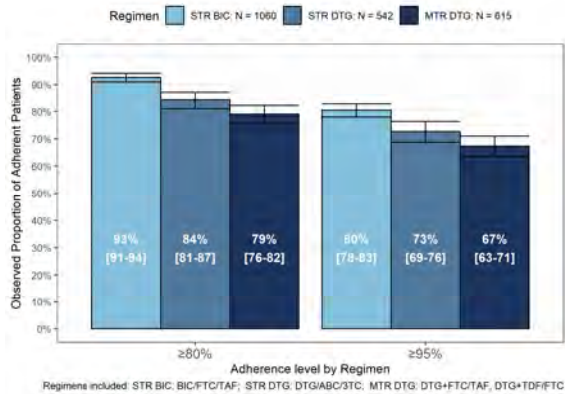
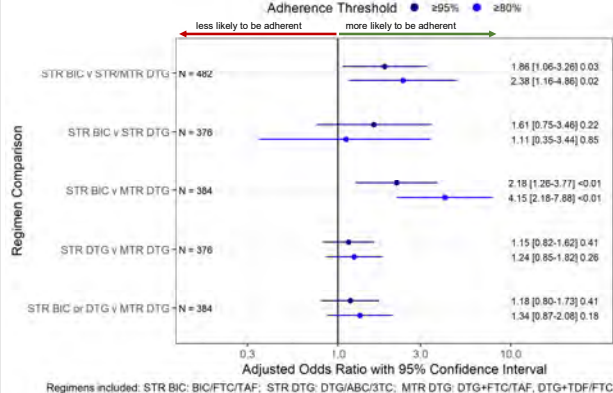


FIGURE 2

ASSOCIATION OF ADHERENCE AND REGIMEN AT 6 MONTHS FOR 95% AND 80% THRESHOLDS*



*Accounting for differences in baseline characteristics, adjusted odds ratios describe likelihood of being adherent at 80% and 95% level on the regimen: < 1 less likely to be adherent, > 1 more likely to be adherent. Reference category for regimen comparison is the latter within each label. Matched sample size for each group listed on left side of the figure.

- After matching and adjusting for age, race, gender, CD4 count, HIV viral load, baseline AST, ALT, lipids, eGFR, hemoglobin A1C, and year of regimen initiation, 95% and 80% adherence was significantly different for BIC/FTC/TAF vs all DTG regimens. However, this difference was primarily due to increased adherence in BIC/FTC/TAF vs MTR DTG [Figure 2].

Paul E. Sax consults for Gilead, GBKVIV, Merck, Janssen. He has received research grants from Gilead, Merck, GBKVIV. He holds editorial positions at UIC/ICM, Medscape, NEJM Journal Watch, Open Forum Infectious Diseases, Joseph J. Eron consults for Merck, VIV Healthcare, Gilead and Janssen. The University of North Carolina receives research funding from VIV Healthcare, Gilead and Janssen from which he receives support as an investigator. Andrew Frick and Scott Milligan are employees of Trio Health. Meli Hargrett-Jennell for Merck, Gilead, VIV and Janssen. He is a speaker for Gilead, VIV, Janssen, and AbbVie; he receives research funding from Merck, Janssen, Gilead, and VIV. Steven Santiago serves on the Medical Advisory Board for Gilead and is a speaker for Gilead and Janssen. Richard A. Elion received grants from Gilead and Protonix, serves on the Advisory Board for Gilead and VIV, and is a speaker for Gilead and Janssen. Drs. Eron, Eron, Santiago, and Sax serve on Trio Health's Scientific Advisory Board.

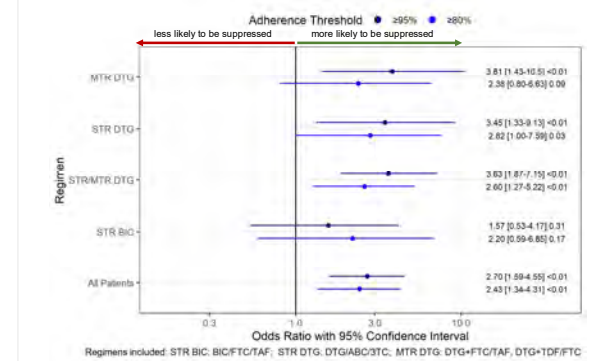
TABLE 2 OBSERVED VIRAL SUPPRESSION BY ADHERENCE AND TREATMENT FOR A SUBSET WITH 6 MONTH VIRAL LOAD DATA

Regimen	Virally Suppressed; n/N (%)		p-value	
	$\geq 80\%$ Adherent	$< 80\%$ Adherent		
STR/MTR DTG	325/406 (80)	64/81 (79.0)	295/325 (90.8)	0.006
STR DTG	171/213 (80)	33/42 (78.6)	156/171 (91.2)	0.029
MTR DTG	154/193 (80)	31/39 (79.5)	139/154 (90.3)	0.093
STR BIC	225/249 (90)	19/24 (79.2)	201/225 (89.3)	0.173
All Patients	550/655 (84)	83/105 (79.0)	496/550 (90.2)	0.002
Regimen	$\geq 95\%$ Adherent	$< 95\%$ Adherent	$\geq 95\%$ Adherent	
STR/MTR DTG	289/406 (71)	91/117 (77.8)	268/289 (92.7)	< 0.001
STR DTG	152/213 (71)	48/61 (78.7)	141/152 (92.8)	0.007
MTR DTG	137/193 (71)	43/56 (76.8)	127/137 (92.7)	0.006
STR BIC	205/249 (82)	37/44 (84.1)	183/205 (89.3)	0.311
All Patients	494/655 (75)	128/161 (79.5)	451/494 (91.3)	< 0.001

- Unadjusted assessment of viral suppression at 6 months for patients with measures (n=655) was favorably impacted by adherence $\geq 80\%$ and $\geq 95\%$ [Figure 3]. Small sample of non-adherent patients for 80% threshold in BIC and MTR DTG subgroups likely caused insignificant result for difference in suppression. P-values were computed by Fisher's Exact Test.

FIGURE 3

ESTIMATED EFFECTS OF ADHERENCE ON VIRAL SUPPRESSION AT 6 MONTHS FOR 95% AND 80% ADHERENCE THRESHOLDS*



*Odds ratios describe likelihood of being suppressed if adherent on the regimen: < 1 less likely to be suppressed when adherent, > 1 more likely to be suppressed when adherent. DTG group includes STR and MTR, while BIC group includes only STR.

4. LIMITATIONS

- With the retrospective nature of the study and lack of randomization to studied treatments, we may not have been able to adjust for all baseline variables influencing outcome, though propensity score matching decreased differences between cohorts (not shown).
- There was a lack of complete data on prior treatments, and naive status could not be included in adjustments.
- Caution should be used when evaluating rates of viral suppression by adherence level due to small sample of patients with viral load results 6 months after starting BIC or DTG (30% of the cohort).
- Patients in database may not be representative of the US HIV populations as a whole.

5. CONCLUSION

- In a real-world database that included data on medication dispensing, we found that starting or switching to regimens consisting of a single-tablet was associated with higher rates of $\geq 80\%$ and $\geq 95\%$ adherence compared to two-pill regimens.
- BIC/FTC/TAF-treated patients had higher adherence than those treated with DTG plus either TDF/FTC or TAF/FTC.
- Adherence influenced subsequent rates of viral suppression at 6 months in a subset of patients with viral load, but this was not observed within the BIC/TAF/FTC arm potentially due to inadequate sample size of suboptimal adherence.
- These differences suggest advantages of single pill treatments even in regimens that include the second-generation integrase inhibitors, bicitegravir and dolutegravir.