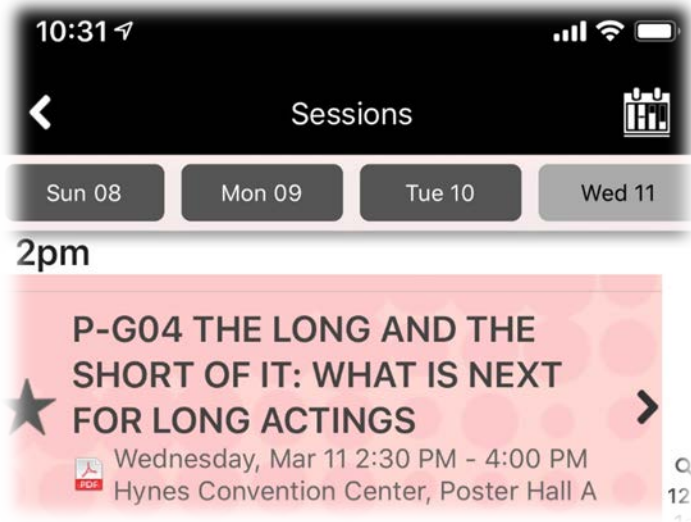


How to View CROI Electronic Posters On Any Screen in 3 Easy Steps

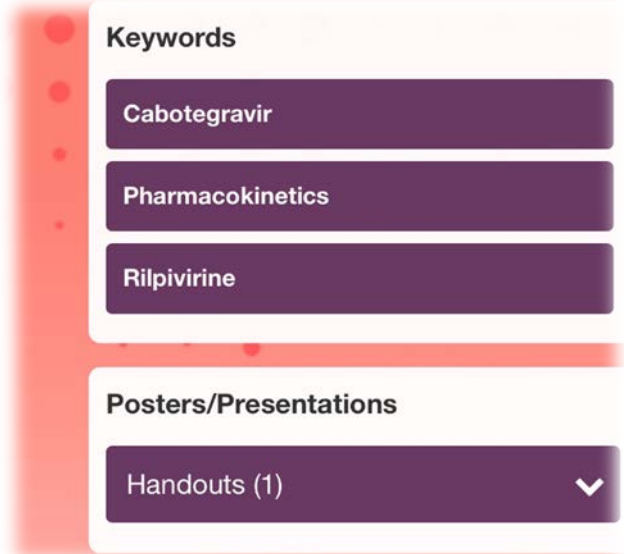
Step 1

Locate the Poster Presentation by through Sessions or searching by abstract number, title, or presenter.



Step 2

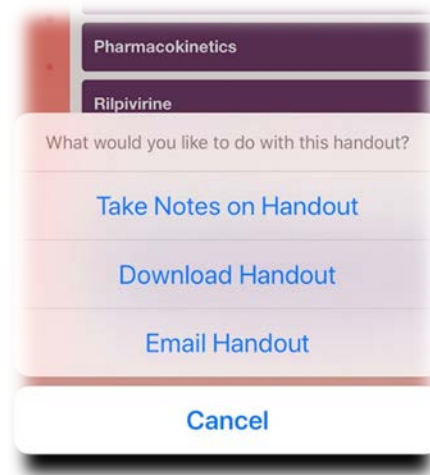
Open the presentation and scroll down to the Posters/Presentations section.



The PDF symbol indicates a presentation with an electronic poster

Step 3

Select the "handout" and email the handout to an address where you can open and view the electronic poster on a larger screen.



You will receive a link to the electronic poster that you can open in a web browser to view on a large screen